


J.BURROWS

.....

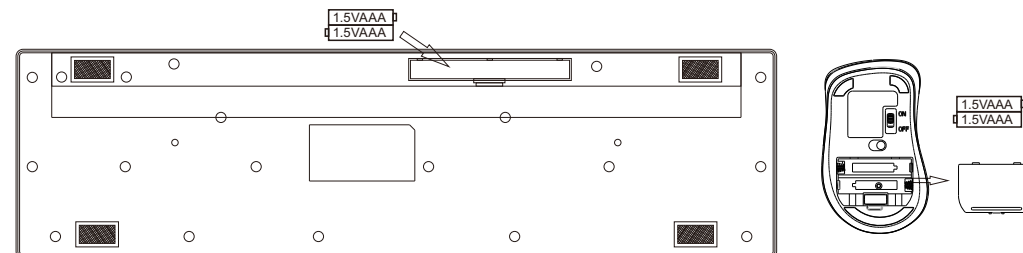
INSTRUCTION MANUAL

2.4GHz Wireless Keyboard and Mouse Combo JBWLCOMBO




Installation Guide

1. Open the battery cover for both keyboard and mouse, and insert 2XAAA batteries respectively



2. Open the color box, find the receiver from the PVC on the right, then connect the receiver to your computer



Multi-media keys function

windows	homepage	sleep	e-mail	vol+	pause/play	vol-

Specification

Model	JBWLCOMBO
Mouse Dimensions:	108X65X38mm
Keyboard Dimensions:	435X120X30mm